ISSN (Online): 2455-3662
EPRA International Journal of Multidisciplinary Research (IJMR) - Peer Reviewed Journal
Volume: 12| Issue: 7| July 2026|| Journal DOI: 10.36713/epra2013 || SJIF Impact Factor 2026: 8.753 || ISI Value: 1.188

AI POWERED CHATBOT USING NATURAL LANGUAGE PROCESSING

A complete study of AI based chatbot — architecture, training, evaluation, and real-world applications

D. Janaki[1], R. Jyothi[2], P. Aruna Padma[3], V. Sailaja[4], K. Leela Pavani[5], Sunil B[6], B. Jyothi[7]

[1]*MSC Computer Science, Visakha Govt Degree & PG College For Women*
[2]*MSC Computer Science, Visakha Govt Degree & PG College For Women*
[3]*Lecturer in Computer Science, Visakha Govt Degree & PG College For Women*
[4]*Lecturer in Computer Science, Visakha Govt Degree & PG College For Women*
[5]*Lecturer in Computer Science, Visakha Govt Degree & PG College For Women*
[6]*Lecturer in Computer Science, Visakha Govt Degree & PG College For Women*
[7]*Lecturer in Computer Science, Visakha Govt Degree & PG College For Women*

ABSTRACT

Artificial Intelligence has changed the way we interact with computers, making communication faster, smarter, and more automated. This project, "AI Chatbot Using Natural Language Processing (NLP)," focuses on building a chatbot that can understand what users type and respond to them in a meaningful way through simple text conversations.

The chatbot is built in Python using basic NLP techniques. It works by analyzing the text a user enters, picking out keywords or recognizable patterns, and then matching them to appropriate responses. It can handle common topics like greetings, questions about the project itself, Python, NLP, and even the current date or time. The goal was to keep the interface simple and interactive, so people can "talk" to it without needing any special instructions.

One of the nice things about this project is how lightweight and flexible it is. Since it's built on straightforward rule-based logic, it's easy to add new responses or expand its capabilities later — for example, by plugging in machine learning or deep learning models down the line.

At its core, this project was meant to demonstrate the basics of how AI and NLP work together, while also showing how they can make human-computer interaction feel more natural. Even a simple chatbot like this can cut down on the need for constant human intervention when answering routine questions, since it can respond instantly. That makes it a good starting point for building more advanced conversational systems — the kind that could eventually be used in fields like customer support, education, healthcare, banking, or e-commerce.

In short, this project is a hands-on look at how NLP can be applied to create an interactive assistant. It's a small-scale example, but it lays the groundwork for understanding how AI-driven communication tools are built — and shows just how much room there is to grow using more advanced techniques in the future.

INTRODUCTION

Artificial Intelligence is one of the fastest-growing areas in computer science today, allowing machines to handle tasks that would normally require human thinking and judgment. One of the most well-known applications of AI is the chatbot — a system that lets people communicate with computers using everyday language instead of complex commands. Chatbots have become a common presence in customer support, online services, education, healthcare, banking, and e-commerce, largely because they can provide instant responses and make the overall user experience smoother.

Natural Language Processing, or NLP, is the branch of AI that gives computers the ability to understand, interpret, and even generate human language. With NLP, a chatbot can break down what a user types, pick out important keywords or patterns, and figure out the best way to respond. This is what makes conversations between humans and machines feel more natural and efficient, rather than robotic or forced.

This project, the AI Chatbot Using NLP, is a text-based conversational system built in Python. The way it works is fairly straightforward: the user types something in, the chatbot processes that input, and it responds with a suitable predefined answer. It's able to handle greetings, share information about Python and NLP, tell the user the current date and time, and reply to a few other common queries. There's also a help option built in to guide users if they're unsure what to ask, along with an exit command to end the conversation whenever they're done.

The main goal behind this project was to get hands-on experience with the fundamentals of AI and NLP by actually building something interactive, rather than just studying the theory. The chatbot itself is kept simple and easy to use, but it's also designed in a way that makes it easy to expand — more responses can be added, or it could even be upgraded later with machine learning or deep learning techniques. In that sense, it acts as a stepping stone toward building more advanced virtual

ISSN (Online): 2455-3662
EPRA International Journal of Multidisciplinary Research (IJMR) - Peer Reviewed Journal
Volume: 12| Issue: 7| July 2026|| Journal DOI: 10.36713/epra2013 || SJIF Impact Factor 2026: 8.753 || ISI Value: 1.188

assistants and conversational AI systems that could be used in real-world settings.

To wrap up, this project shows how AI and NLP can come together to build a working, interactive communication tool. Beyond just answering questions quickly, it serves as a practical, educational example of how conversational AI can be built from the ground up using Python.

BACKGROUND OF THE STUDY

Artificial Intelligence has become one of the most important technologies in modern computing, giving machines the ability to carry out tasks that once relied entirely on human thinking. Among its many practical uses, the chatbot stands out as one of the most common — a program designed to simulate conversation with users, whether through text or voice. Today, chatbots are used across customer service, education, healthcare, banking, e-commerce, and many other industries, mainly because they offer instant assistance, cut down response times, and generally leave users more satisfied with the support they receive.

At the core of most chatbots is Natural Language Processing, a field of AI focused on helping computers understand, interpret, and respond to human language. NLP is what allows a chatbot to take in what a user types, pick out relevant keywords or patterns, and come up with a fitting response. As digital communication continues to grow, NLP-based chatbots have become more and more valuable — they're able to provide fast, efficient support without needing a human to be involved in every interaction.

Traditional customer support has typically depended on human operators, and while that has its advantages, it also comes with drawbacks: longer wait times, higher costs to run, and limited availability outside business hours. AI-powered chatbots help solve a lot of these issues. They can operate around the clock, handle several conversations at once, and give consistent answers every time. And as AI and NLP keep advancing, chatbots are only getting better at understanding more nuanced or complicated user requests.

This project, the AI Chatbot Using NLP, was built to show how these concepts work in practice — bringing together AI and NLP to create a functional, interactive conversational system. The chatbot takes in user input, processes it using basic NLP methods, and responds according to a set of predefined rules. It's capable of answering common questions, sharing information about Python and NLP, telling users the current date and time, and generally keeping the interaction simple and easy to follow.

Ultimately, this project was an opportunity to explore AI and NLP concepts hands-on while building something that genuinely improves how humans and computers interact. It also lays the groundwork for future development — things like incorporating machine learning, deep learning, speech recognition, or even cloud-based AI services to build a more advanced and capable conversational assistant down the line.

OBJECTIVE OF THE PROJECT

This project sets out to build an intelligent, text-based chatbot using Python and basic NLP techniques — one that can actually understand what users are asking and respond appropriately. Beyond just getting the technical side working, the broader aim is to make interacting with a computer feel more natural, so users can simply type their questions the way they would in a normal conversation.

Specific Objectives

1. Build an AI-based chatbot using the Python programming language.
2. Apply basic NLP techniques to help the chatbot understand what users are typing.
3. Make sure the chatbot responds accurately to common, everyday queries.
4. Create an interface that's simple and comfortable for users to interact with.
5. Allow the chatbot to provide helpful details, like the current date and time, when asked.
6. Demonstrate how AI and NLP can be applied in a real, working conversational system.
7. Reduce the need for manual responses by automating replies to routine questions.
8. Design the chatbot with room to grow — so more responses, intents, or even machine learning models can be added down the line.
9. Deepen understanding of AI and NLP concepts by actually building and testing them, not just studying the theory.
10. Lay a foundation that could support more advanced virtual assistants or intelligent customer support systems in the future.

SCOPE AND SIGNIFICANCE

Scope of the Project

This project focuses on building a simple, interactive, text-based chatbot that responds to user queries using predefined rules combined with basic NLP techniques. Built in Python, the chatbot is able to handle common types of input — things like greetings, questions about the project itself, Python, NLP, and requests for the date or time, along with a few other basic queries.

More specifically, the scope of this project covers:

- Developing a text-based AI chatbot using Python.
- Applying basic Natural Language Processing techniques to process what the user types.
- Providing predefined responses to frequently asked questions.
- Displaying the current date and time whenever a user asks for it.
- Building a simple, user-friendly interface for interaction.
- Showing how AI and NLP concepts can be applied in a practical, working system.
- Laying the groundwork for future upgrades — such as voice interaction, machine learning, deep learning, multilingual support, database integration, or cloud deployment.

While the chatbot is kept fairly basic and rule-based for now, there's plenty of room to grow it into a more advanced, intelligent assistant down the line by incorporating newer AI technologies and a much larger knowledge base.

ISSN (Online): 2455-3662
EPRA International Journal of Multidisciplinary Research (IJMR) - Peer Reviewed Journal
Volume: 12| Issue: 7| July 2026|| Journal DOI: 10.36713/epra2013 || SJIF Impact Factor 2026: 8.753 || ISI Value: 1.188

Significance of the Project

What makes this project worthwhile is that it shows, in a very hands-on way, how Artificial Intelligence can improve the way humans and computers communicate. It gives users quick, reliable, automated responses, which means less reliance on human involvement for handling routine questions.

Some of the key ways this project holds significance:

- It demonstrates a real, practical application of Artificial Intelligence and Natural Language Processing.
- It improves human-computer interaction by allowing communication in natural language.
- It provides instant answers to common questions.
- It cuts down on manual effort and saves time by automating repetitive conversations.
- It works well as a learning tool for understanding AI, NLP, and Python programming.
- It offers a scalable base that can later be improved with more advanced AI and machine learning methods.
- It has potential applications across several fields, including education, customer support, healthcare, banking, e-commerce, and information services.
- It opens the door to further research and development in conversational AI and virtual assistants.

DOMAIN COVERAGE

This project sits at the intersection of a few different fields — Artificial Intelligence, Natural Language Processing, and Software Development — and shows how these areas come together to create an intelligent, text-based conversational system that can respond meaningfully to user input.

More specifically, the project touches on the following areas:

1. Artificial Intelligence (AI)

At its core, the chatbot is an AI application — it simulates human-like conversation by responding to whatever the user types. In doing so, it automates communication and helps make human-computer interaction feel a bit more intelligent and responsive.

2. Natural Language Processing (NLP)

NLP is what allows the chatbot to actually understand and respond to the text a user enters. The project relies on fairly basic NLP techniques — mainly keyword matching and simple text processing — to figure out what the user is asking and generate a relevant response.

3. Python Programming

Python was chosen to build the chatbot mainly because of how simple and readable it is, along with the huge amount of support it offers for AI and NLP libraries. It's a practical, efficient choice for building this kind of conversational application.

4. Human–Computer Interaction (HCI)

This project also plays into the broader field of HCI, since it's built around making communication between people and computers smoother and more natural. Users can ask questions in plain language and get an immediate response back.

5. Automation

Another aspect of the project is automation — the chatbot takes over the repetitive task of answering frequently asked questions, saving time and giving users quick, consistent replies without needing a person on the other end.

6. Educational Applications

Finally, the chatbot works well as a learning tool. It's a good way for students, beginners, or anyone curious about conversational AI to get hands-on experience with the basics of Artificial Intelligence, NLP, and Python programming.

LITERATURE REVIEW

Artificial Intelligence and Natural Language Processing have reshaped the way people interact with computers. Over the past several decades, researchers have built a wide range of chatbot systems aimed at automating assistance, improving communication, and enhancing user experience across fields like education, healthcare, banking, customer service, and e-commerce.

Some of the earliest work in this space goes back to ELIZA, created by Joseph Weizenbaum in 1966. ELIZA relied on fairly simple pattern-matching to mimic human conversation, and while it didn't actually "understand" anything users typed, it was enough to show that conversational systems had real potential — laying the groundwork for the chatbot research that followed. Later on, systems like ALICE (Artificial Linguistic Internet Computer Entity) took things a step further, using rule-based models built on AIML (Artificial Intelligence Markup Language) to produce more structured and coherent responses.

As NLP techniques matured, chatbots gradually moved beyond simple keyword matching and became capable of picking up on user intent and context. Methods like text preprocessing, tokenization, stemming, lemmatization, intent recognition, and response generation all played a part in helping chatbots communicate in a way that felt more natural. Python, in particular, became a go-to language for this kind of development, thanks to its simplicity and the wide range of NLP libraries available for it.

More recently, advances in Machine Learning and Deep Learning have pushed chatbot capabilities even further, allowing systems to learn from large amounts of data and generate responses that actually account for context. Many of today's AI assistants and customer support bots rely on these more advanced NLP models to handle complex queries and return accurate information — cutting down response times, boosting customer satisfaction, and taking repetitive tasks off people's plates.

The chatbot built for this project takes a simpler, rule-based approach, implemented in Python. It processes user input using basic NLP techniques and responds to a set of predefined topics — greetings, project details, Python, NLP, date, time, and a few other common queries. While it doesn't use machine learning or deep learning at this stage, it's built in a way that leaves plenty of room for those kinds of upgrades later on, along with possibilities like speech recognition, multilingual support, or cloud-based AI integration.

Taken together, the existing literature makes it clear that AI-powered chatbots are becoming a core part of how digital communication works today. Their ability to automate conversations, respond instantly, and improve human-computer interaction is what makes them so useful across so many real-world applications. This project adds to that understanding by walking through the fundamentals of chatbot development and

ISSN (Online): 2455-3662
EPRA International Journal of Multidisciplinary Research (IJMR) - Peer Reviewed Journal
Volume: 12| Issue: 7| July 2026|| Journal DOI: 10.36713/epra2013 || SJIF Impact Factor 2026: 8.753 || ISI Value: 1.188

showing, in practice, how AI and NLP concepts can be implemented using Python.

METHODOLOGY

Building this chatbot followed a fairly structured process — starting with planning, moving through design and development, and ending with testing and evaluation — all aimed at making sure the final system could respond to users accurately and meaningfully. Here's how that process broke down.

1. Requirement Analysis

The first step was figuring out exactly what the chatbot needed to do — its objectives, the kinds of questions it should be able to handle, and the overall scope of the project. Since the goal was to keep things simple and interactive, the chatbot was designed around common topics: greetings, Python, NLP, project details, date, time, and a handful of other predefined subjects.

2. System Design

With the requirements in place, the next step was designing the actual architecture of the chatbot. This meant breaking the system down into a few key parts — a user interface, an input processing module, an NLP module, a response generation module, and an output display — all working together so the conversation flows smoothly between the user and the chatbot.

3. Data Preparation

From there, a set of predefined questions and matching responses was put together to act as the chatbot's knowledge base. This data was organized in a structured way so the chatbot could quickly pull up the right response whenever a matching input came in.

4. Natural Language Processing

To actually make sense of what users were typing, the chatbot relies on a few basic NLP techniques:

- Text normalization (converting everything to lowercase)
- Keyword matching
- Pattern recognition
- Intent identification

Together, these techniques help the chatbot figure out what the user is really asking and match it to the most appropriate response.

5. Chatbot Development

The chatbot itself was built in Python, using conditional statements combined with basic NLP-based text processing to compare user input against predefined keywords and generate a fitting reply. On top of the core Q&A functionality, a few extra features were added too — like displaying the current date and time and recognizing simple greetings.

6. Testing

Once built, the chatbot was tested with a variety of user queries to make sure it responded correctly. This included functional testing to confirm every feature worked as intended, along with testing invalid or unrecognized inputs to make sure the chatbot could handle those gracefully instead of breaking or giving nonsensical answers.

7. Evaluation

Finally, the chatbot's overall performance was evaluated — looking at things like response accuracy, speed, usability, and how smoothly the interaction felt from a user's perspective. This evaluation also helped highlight areas that could be improved or expanded on in future versions.

SYSTEM IMPLEMENTATION

This chatbot was implemented in Python, built as a text-based system that takes in user input, runs it through some basic NLP processing, and returns an appropriate response based on a set of predefined rules. The whole implementation was kept intentionally simple and efficient enough to clearly demonstrate the core ideas behind AI and NLP without overcomplicating things.

1. Development Environment

The chatbot was built using:

- **Programming Language:** Python 3.x
- **Development Environment:** Visual Studio Code (VS Code), PyCharm, or IDLE
- **Libraries Used:**
  - datetime – for displaying the current date and time
  - Python's built-in functions for handling text processing and user interaction
- **Operating System:** Compatible with Windows, Linux, or macOS

2. System Architecture

The chatbot is organized into a few key modules:

User Input Module — Takes in text from the user through the keyboard using the `input()` function.

Input Processing Module — Converts the entered text to lowercase using `.lower()`, so the chatbot isn't thrown off by case differences and can match input more reliably.

NLP Processing Module — Uses basic NLP techniques like keyword matching and pattern recognition to figure out what the user actually wants. The chatbot checks the input against predefined keywords such as *hi*, *hello*, *project*, *Python*, *NLP*, *date*, and *time*.

Response Generation Module — Once the keyword or intent is identified, the chatbot generates the matching predefined response using a series of if-elif-else conditional statements.

Output Module — Displays the chatbot's response using `print()`. If the input doesn't match anything the chatbot recognizes, it falls back on a default response instead of failing silently.

3. Implementation Process

Here's how the chatbot actually runs, step by step:

1. Show a welcome message to the user.
2. Take input from the keyboard.
3. Convert that input to lowercase.
4. Compare it against the predefined keywords.
5. Generate the matching response.
6. Display that response back to the user.
7. Keep the conversation going until the user types *exit* or *bye*.

4. Functional Features

The chatbot is able to:

- Greet users with a welcome message
- Answer basic questions about itself and the project
- Share information about Python and NLP
- Display the current date and time
- Respond to help requests
- End the conversation when the user types *exit* or *bye*

ISSN (Online): 2455-3662
EPRA International Journal of Multidisciplinary Research (IJMR) - Peer Reviewed Journal
Volume: 12| Issue: 7| July 2026|| Journal DOI: 10.36713/epra2013 || SJIF Impact Factor 2026: 8.753 || ISI Value: 1.188

- Handle unrecognized input with a default fallback response

5. Testing and Validation

To make sure everything worked as expected, the chatbot was tested with a range of different inputs — greetings, information requests, date/time queries, help commands, and a few intentionally invalid inputs. The results showed that it responded correctly to all the predefined queries and handled unknown inputs without crashing or throwing errors.

6. Implementation Outcome

Overall, this implementation shows how Python and some fairly basic NLP techniques can be used to build a working conversational application. The chatbot responds quickly and interactively, making it a solid tool for learning purposes — and a reasonable starting point for future upgrades like machine learning, speech recognition, multilingual support, or cloud-based deployment.

2. Home Page

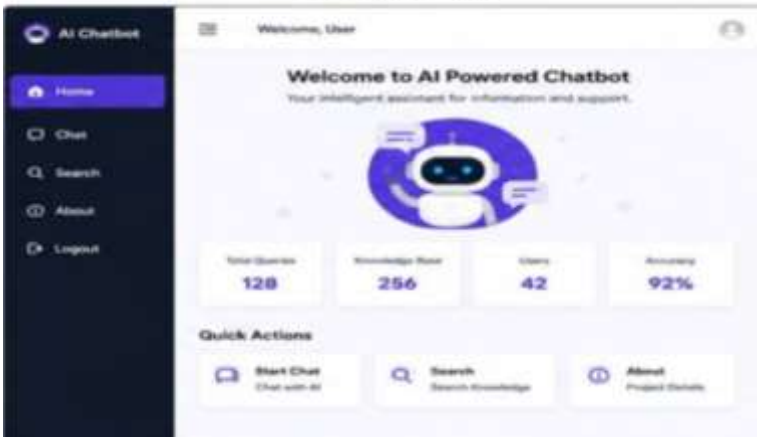

3. Chatbot Page

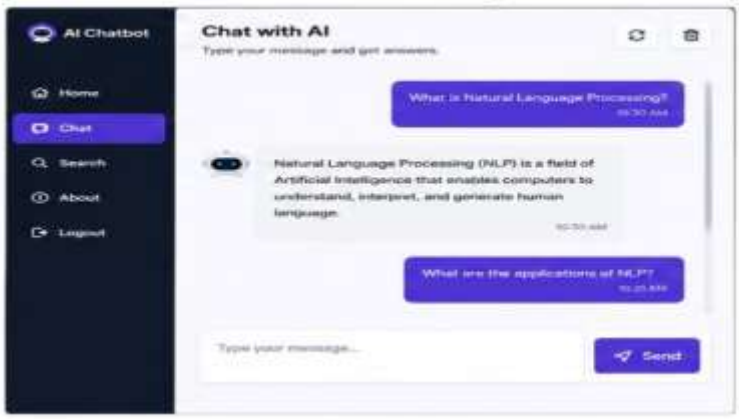

System Architecture

The AI Chatbot Using NLP project is built around a simple, modular architecture that keeps communication between the user and the chatbot running smoothly. In short, the system takes in user input, runs it through some basic NLP processing, figures out what the user actually wants, and then responds accordingly. Each part of the system handles one specific job, which keeps the whole interaction clean and manageable.

Architecture Components

1. User Interface

This is where the user and chatbot actually meet. The user types in a query using the keyboard, and the chatbot displays its response right there on the screen. Nothing fancy — just a simple, interactive setup that's easy to use.

2. Input Processing Module

Before the chatbot can make sense of anything, the input first goes through some light preprocessing — mainly converting the text to lowercase and trimming any extra spaces. This way, the chatbot can process queries consistently, no matter how the user happens to type them.

3. Natural Language Processing (NLP) Module

Once the input is cleaned up, the NLP module takes over. Using basic techniques like keyword matching and pattern recognition, it compares the input against predefined keywords and phrases to figure out what the user is really asking.

4. Knowledge Base

This is essentially the chatbot's memory — a collection of predefined questions, keywords, and matching responses. Whenever the chatbot spots a matching keyword or pattern, it pulls the appropriate response straight from here.

5. Response Generation Module

Once the user's intent has been identified, this module picks out the most fitting response from the knowledge base and gets it ready to display. If nothing matches, the chatbot falls back on a default response letting the user know it didn't understand the query.

ISSN (Online): 2455-3662
EPRA International Journal of Multidisciplinary Research (IJMR) - Peer Reviewed Journal
Volume: 12| Issue: 7| July 2026|| Journal DOI: 10.36713/epra2013 || SJIF Impact Factor 2026: 8.753 || ISI Value: 1.188

6. Output Module

Finally, the response gets displayed to the user through the console. The conversation keeps going back and forth like this until the user types *exit* or *bye*, at which point the program closes out gracefully.

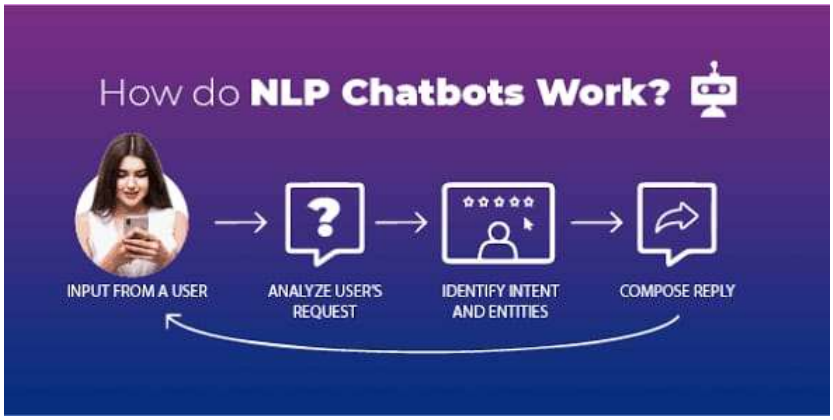

And if the user sends another query, the whole process just repeats until the conversation naturally comes to an end.

Tools and Technologies Used

Building this chatbot involved a set of fairly common, beginner-friendly tools that make it easy to implement AI concepts without a steep learning curve. Here's a breakdown of what was used and why.

1. Python

Python was the obvious choice as the main programming language for this project. It's widely used in AI and NLP work, largely because of how clean and readable its syntax is, along with the huge range of libraries available for it.

Used for:

- Building the chatbot application
- Processing user input
- Generating chatbot responses
- Implementing the NLP logic

2. Natural Language Processing (NLP)

NLP is what allows the chatbot to actually make sense of what the user types. This project sticks to fairly basic techniques — text normalization, keyword matching, and pattern recognition — to figure out user intent and generate a fitting response.

Used for:

- Understanding user queries
- Processing natural language text
- Matching keywords to predefined responses

3. Visual Studio Code (VS Code)

VS Code served as the main code editor for writing, editing, and debugging the Python source code. It's a solid choice thanks to features like syntax highlighting, code completion, built-in debugging, and support for extensions.

Used for:

- Writing and developing code
- Debugging
- Managing the project overall

4. Python Standard Library

A few of Python's built-in tools were also used to round out the chatbot's functionality.

System Architecture Flow

Putting it all together, the overall flow looks like this:

User → User Interface → Input Processing → NLP Module → Knowledge Base → Response Generation → Output Display

datetime

- Used to display the current date and time.

Built-in Functions

- `input()` – takes in what the user types
- `print()` – displays the chatbot's responses
- String methods like `.lower()` and `.strip()` – help clean up user input so it matches more accurately

5. Operating System

The chatbot isn't tied to any one platform — it can be built and run on:

- Windows
- Linux
- macOS

6. Command Prompt / Terminal

The chatbot runs through the Command Prompt or Terminal using the Python interpreter, with the following command:

python chatbot.py

Software Requirements

Software	Version
Python	3.x
Visual Studio Code	Latest Version
Operating System	Windows/Linux/macOS
Command Prompt / Terminal	Built-in

Hardware Requirements

Hardware	Specification
Processor	Intel Core i3 or above
RAM	4 GB or higher
Hard Disk	500 MB free space
Keyboard	Standard Keyboard
Monitor	Standard Display

ADVANTAGES

- **Easy to Use** – The chatbot comes with a simple, user-friendly interface that lets people interact with it using plain, natural language.
- **Instant Responses** – It replies to queries almost immediately, cutting down wait times and making the overall experience feel a lot smoother.

ISSN (Online): 2455-3662
EPRA International Journal of Multidisciplinary Research (IJMR) - Peer Reviewed Journal
Volume: 12| Issue: 7| July 2026|| Journal DOI: 10.36713/epra2013 || SJIF Impact Factor 2026: 8.753 || ISI Value: 1.188

- **24/7 Availability** – Since it doesn't need breaks or supervision, the chatbot can offer help at any hour, without a human needing to be involved.
- **Improves Human–Computer Interaction** – With NLP handling the input, users can talk to the system in a way that feels more like a natural conversation than issuing commands.
- **Reduces Manual Effort** – By automatically answering frequently asked questions, it takes a good chunk of repetitive work off human support teams.
- **Cost-Effective Solution** – Businesses can cut down on operational costs by letting the chatbot manage routine queries instead of depending entirely on human agents.
- **Fast Information Retrieval** – Once it figures out what the user is asking, it can pull up the right predefined response almost instantly.
- **Educational Value** – This project gives students a practical, hands-on way to understand how AI, NLP, and Python actually work together.
- **Easy to Maintain and Upgrade** – New questions, responses, or features can be added without needing to rebuild the whole system.
- **Scalable Architecture** – There's plenty of room to grow this chatbot further with machine learning, deep learning, speech recognition, multilingual support, database integration, or cloud services.
- **Improved Productivity** – By taking repetitive tasks off people's hands, the chatbot frees up time for more meaningful, complex work.
- **Real-World Applications** – This kind of system isn't limited to one field — it could be adapted for customer support, education, healthcare, banking, e-commerce, travel, and other information-based services.

LIMITATIONS

Like any rule-based system, this chatbot comes with a few notable limitations worth mentioning:

- **Limited Knowledge Base** – The chatbot can only respond to questions and keywords it's been explicitly programmed to recognize. Anything outside that predefined set simply won't get a meaningful answer.
- **Rule-Based Responses** – Since it relies on keyword matching rather than any real understanding of language, the chatbot doesn't grasp the actual meaning or intent behind what a user says — it's just matching patterns.
- **No Context Awareness** – The chatbot has no memory of earlier messages in the conversation, which makes it hard to hold a natural, multi-turn conversation the way a person would.
- **Limited Natural Language Understanding** – Different sentence structures, typos, slang, or more complex phrasing can easily trip it up, since it isn't built to handle language flexibly.
- **No Machine Learning Capability** – The chatbot doesn't learn or improve from past conversations. Its responses stay exactly the same unless someone manually updates the code.
- **Text-Based Interaction Only** – It only works through typed text — there's no voice input, speech recognition, or audio output involved.
- **No Multilingual Support** – The chatbot is built to work in just one language and can't understand or respond in others.
- **No Internet Connectivity** – Since it doesn't connect to any online resources, it can't pull in real-time information like current news, weather updates, or live data.
- **Limited Personalization** – The chatbot doesn't remember individual users or tailor its responses based on past interactions — every conversation starts from scratch.
- **Scalability Constraints** – As more questions and responses get added, keeping the rule-based knowledge base organized and manageable becomes increasingly difficult over time.

FUTURE ENHANCEMENT

While the current chatbot works well as a foundational, rule-based system, there's a lot of room to build on it further. Here are some directions it could realistically grow in:

- **Integration of Machine Learning** – Down the line, machine learning could be added so the chatbot actually learns from real user interactions and gets better at responding over time, instead of relying purely on fixed rules.
- **Advanced Natural Language Processing** – Bringing in more advanced NLP techniques — like intent recognition, entity extraction, sentiment analysis, and context understanding — would help the chatbot give responses that feel more accurate and genuinely relevant to what the user means.
- **Voice-Based Interaction** – Adding speech recognition and text-to-speech would let users talk to the chatbot out loud instead of typing, making the whole interaction feel more natural.
- **Multilingual Support** – Expanding the chatbot to understand and respond in multiple languages would make it usable for people from different regions and language backgrounds, not just one.
- **Database Integration** – Connecting the chatbot to a database would let it store conversation history and user information, and pull responses dynamically rather than depending solely on a fixed set of predefined rules.
- **Web and Mobile Deployment** – The chatbot could eventually be deployed as a web or mobile app, so users could access it from any device with an internet connection, not just a local script.
- **Cloud Integration** – Moving to a cloud platform would help with scalability and reliability, allowing the chatbot to handle a much larger number of users at the same time.
- **Real-Time Information Retrieval** – By connecting to external APIs, the chatbot could pull in live information — things like weather updates, news, or stock prices — instead of being limited to static, predefined answers.
- **Personalized User Experience** – With the ability to remember user preferences and past conversations, the chatbot could start offering more personalized responses and recommendations tailored to each individual user.
- **Enhanced Security and Authentication** – As the chatbot takes on more sensitive tasks — like storing user data or handling personalized information — stronger security

ISSN (Online): 2455-3662
EPRA International Journal of Multidisciplinary Research (IJMR) - Peer Reviewed Journal
Volume: 12| Issue: 7| July 2026|| Journal DOI: 10.36713/epra2013 || SJIF Impact Factor 2026: 8.753 || ISI Value: 1.188

measures and proper user authentication would become an important addition.

CONCLUSION

Overall, this project succeeds in showing how Artificial Intelligence and Natural Language Processing can come together to build a working, interactive, text-based conversational system. Built in Python, the chatbot is able to understand basic user queries through keyword matching and a few simple NLP techniques, responding to common questions in a way that makes communication with the system quick, simple, and effective.

At its core, the project achieves what it set out to do — create a user-friendly chatbot that can automatically handle predefined queries like greetings, project details, Python, NLP, date, time, and a few other common requests. In doing so, it delivers fast responses, cuts down on manual effort, and gives a real, hands-on example of how AI concepts can be applied in practice.

Of course, since the chatbot is still built on predefined rules, it does come with some limitations. But even so, it lays a solid foundation for building more advanced conversational systems down the line. With future upgrades — things like machine learning, deep learning, more advanced NLP, voice recognition, multilingual support, database integration, cloud deployment, and real-time information retrieval — this chatbot could become noticeably smarter, more accurate, and far more capable.

In the end, this project makes a strong case for how much AI can improve human-computer interaction. It's been a valuable learning experience in both Python and NLP, and a clear demonstration of how conversational AI could realistically be applied in areas like education, customer support, healthcare, banking, e-commerce, and information services. More than anything, it lays a solid groundwork for further research and development in building more intelligent chatbot systems going forward.

REFERENCES

The following books, research papers, and online resources were consulted while working on the AI Chatbot Using Natural Language Processing (NLP) project.

Books

1. *Russell, S., & Norvig, P. (2021).* Artificial Intelligence: A Modern Approach *(4th Edition). Pearson.*
2. *Jurafsky, D., & Martin, J. H. (2024).* Speech and Language Processing *(3rd Edition Draft). Pearson.*
3. *Bird, S., Klein, E., & Loper, E. (2009).* Natural Language Processing with Python. *O'Reilly Media.*
4. *McKinney, W. (2022).* Python for Data Analysis *(3rd Edition). O'Reilly Media.*

Research Papers

1. *Weizenbaum, J. (1966). ELIZA – A Computer Program for the Study of Natural Language Communication Between Man and Machine.* Communications of the ACM*, 9(1), 36–45.*
2. *Wallace, R. S. (2009). The Anatomy of A.L.I.C.E. In* Parsing the Turing Test. *Springer.*

Online Resources

1. *Python Software Foundation. Python Documentation – https://docs.python.org/3/*
2. *NLTK Project. Natural Language Toolkit Documentation – https://www.nltk.org/*
3. *Visual Studio Code. Official Documentation – https://code.visualstudio.com/docs*
4. *OpenAI. ChatGPT and AI Resources – https://openai.com/*
5. *GeeksforGeeks. Python and NLP Tutorials – https://www.geeksforgeeks.org/*
6. *W3Schools. Python Tutorials – https://www.w3schools.com/python/*