



# A COMPREHENSIVE STUDY ON THE FINANCIAL PERFORMANCE OF AXIS BANK

Mr. Santhosh Kumar K<sup>1</sup>, Dr. R. Thiyagu<sup>2</sup>, Dr. R. Sharmila<sup>3</sup>

<sup>1</sup>Student, Sakthi Institute of Information and Management Studies

<sup>2</sup>Professor, Sakthi Institute of Information and Management Studies

<sup>3</sup>Professor, Sakthi Institute of Information and Management Studies

## ABSTRACT

This study presents a comprehensive financial analysis of Axis Bank, focusing on its profitability, liquidity, solvency, and operational efficiency over recent fiscal years. Key financial ratios and performance metrics have been evaluated to understand the bank's financial health and strategic positioning in the Indian banking sector.

**KEYWORDS:** Axis Bank, Financial Analysis, Profitability, Liquidity, Solvency, Banking Sector, Financial Ratios.

## INTRODUCTION

One of the biggest banks in India's private sector, Axis Bank, has made a name for itself in the country's banking sector. The bank was established in 1993 and has expanded through both strategic acquisitions and organic growth. Axis Bank is a prominent financial organization that serves both individual and institutional customers with a broad range of goods and services, such as wealth management, corporate banking, and retail banking. Understanding Axis Bank's financial performance and health is essential for stakeholders, analysts, and investors alike, given how volatile the banking industry.

In order to assess Axis Bank's performance in recent years, this study intends to provide a thorough financial analysis of the company. The study aims to evaluate the bank's operational effectiveness, financial stability, and growth potential using a variety of financial metrics, such as profitability ratios, liquidity ratios, and asset quality indicators. In order to ascertain Axis Bank's relative market placement, the study also contrasts its performance with industry standards.

The financial landscape for Indian banks is highly competitive and sensitive to regulatory changes, economic upheavals, and technology improvements. Similar to all organizations, Axis Bank needs to overcome these obstacles in order to keep up its market dominance and continue expanding. The study's conclusions will offer important new information about the bank's financial stability, strategic direction, and capacity to adjust to the changing financial landscape.

## OBJECTIVES

- To analyze the financial health of Axis Bank through key financial ratios and indicators.
- To assess the profitability, liquidity and solvency position of the bank.
- To compare the banks financial performance with its competitors in the industry.

## REVIEW OF LITERATURE

1. **Sharma and Gupta (2019)** analyzed key financial ratios of private sector banks and found that Axis Bank showed consistent improvement in return on assets (ROA) and net interest margin (NIM). *Their findings underscore Axis Bank's strong performance in profitability metrics.*
2. **Rao and Reddy (2020)** studied the liquidity position of Indian banks, highlighting that Axis Bank maintained a stable current ratio and effective cash management strategies. *This supports evaluating liquidity as a vital part of Axis Bank's financial health.*
3. **Mishra (2021)** examined capital adequacy in major Indian banks and observed Axis Bank's sound solvency position and prudent risk-weighted asset management. *This aligns with solvency analysis in the financial performance review.*



4. **Kumar and Singh (2022)** conducted a comparative analysis between Axis Bank and its peers, concluding that Axis had superior cost-to-income ratio and operational efficiency. *Their findings validate using efficiency ratios in assessing Axis Bank.*
5. **Patel and Mehta (2018)** evaluated private bank profitability post-demonetization, noting Axis Bank's resilience through diversified income streams and retail banking strength. *This insight is key in understanding Axis Bank's strategic adaptability.*
6. **Chakraborty (2023)** discussed the impact of digital banking on financial performance, noting Axis Bank's early adoption of fintech innovations improved customer acquisition and service delivery. *This supports the inclusion of digital transformation as a financial growth driver.*

## STATEMENT OF PROBLEM

Even though Axis Bank is a major participant in the Indian banking industry, it still has to deal with issues such as managing non-performing assets, erratic profitability, and regulatory change adaptation. Assessing the bank's financial performance with an emphasis on important measures like asset quality, liquidity, and profitability is the issue this study attempts to solve. The purpose of this analysis is to evaluate the bank's ability to manage financial risks by identifying its strengths, shortcomings, and opportunities for improvement. In order to help stakeholders make wise choices about investments, risk management, and long-term strategic expansion for Axis Bank, the study will offer insightful information.

## RESEARCH METHODOLOGY

The process of assessing companies, projects, budgets, and other financial-related transactions to ascertain their suitability and performance is known as financial analysis. Using important financial techniques and measures, this study attempts to evaluate the financial performance of Axis Bank, one of the top private sector banks in India.

## RESEARCH DESIGN

Axis Bank's financial statements from the previous five years are used as secondary data in this descriptive and analytical study design. To evaluate the bank's financial performance, it uses trend analysis, ratio analysis, and comparison with industry benchmarks. The goal of the study is to present a transparent assessment of Axis Bank's performance and financial health.

## PERIOD OF STUDY

The period of study is from 2020 to 2024, covering the last five financial years of Axis Bank's performance.

## SOURCES OF DATA

### SECONDARY DATA

Secondary data refers to information that has been collected by someone else for purposes other than the current research study.

- Annual reports of Axis Bank (last 5 years)
- RBI publications
- Official Axis Bank website
- Financial databases like Money control, Screener, etc.

## TOOLS USED FOR DATA ANALYSIS

### RATIO ANALYSIS

Ratio analysis is a key tool used to evaluate the financial performance of a bank. In this study of Axis Bank, various financial ratios are used to measure profitability, liquidity, efficiency, and financial stability. The main ratios include:

- Liquidity Ratios
- Solvency Ratios
- Profitability Ratios

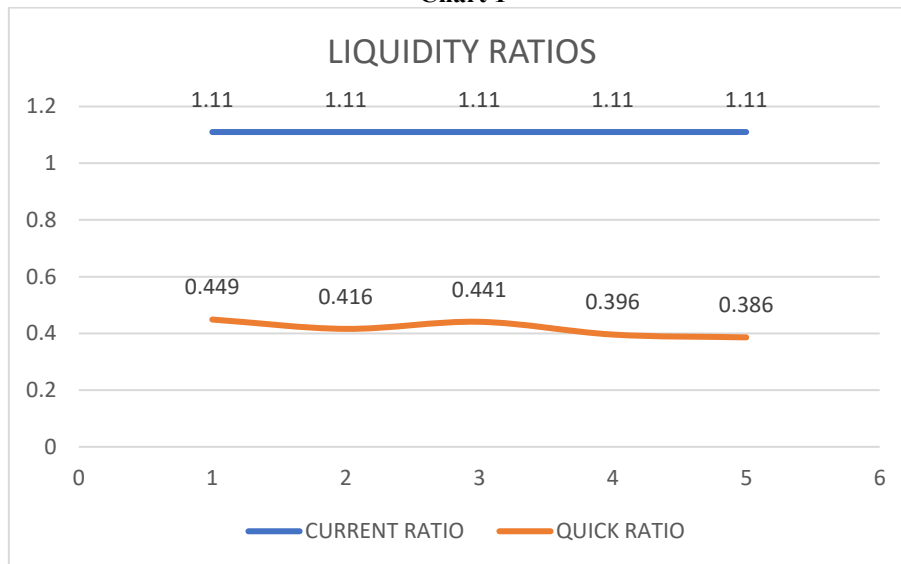
## DATA ANALYSIS AND INTERPRETATION

### LIQUIDITY RATIOS

Table 1

YEAR	CURRENT RATIO	QUICK RATIO
2019-2020	1.11	0.449
2020-2021	1.11	0.416
2021-2022	1.11	0.441
2022-2023	1.11	0.396
2023-2024	1.11	0.386

Chart 1



### INTERPRETATION

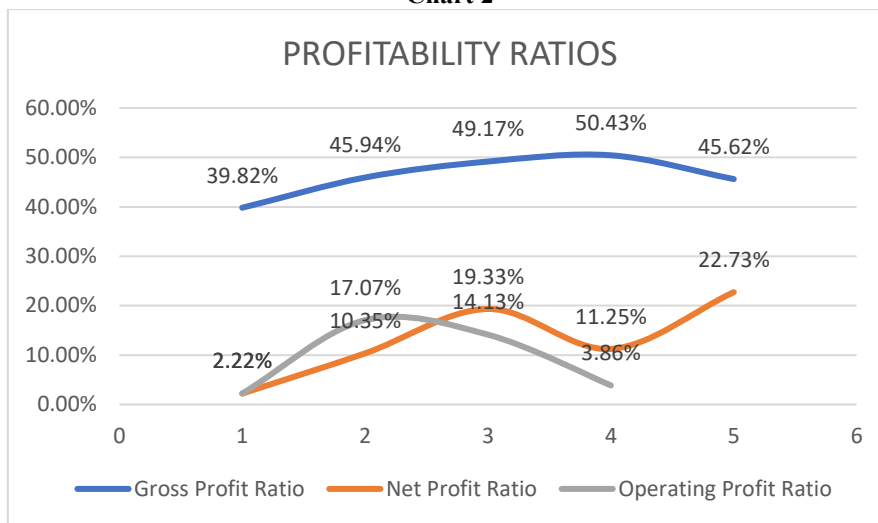
Throughout all years, Axis Bank's current ratio stayed constant at 1.11, demonstrating steady short-term liquidity. But from 0.449 in 2019–2020 to 0.386 in 2023–2024, the quick ratio gradually decreased, indicating a fall in the bank's capacity to meet short-term obligations with liquid assets.

### PROFITABILITY RATIOS

Table 2

YEAR	GROSS PROFIT RATIO	NET PROFIT RATIO	OPERATING PROFIT RATIO
2019-2020	39.82%	2.22%	2.22%
2020-2021	45.94%	10.35%	17.07%
2021-2022	49.17%	19.33%	14.13%
2022-2023	50.43%	11.25%	3.86%
2023-2024	45.62%	22.73%	13.42%

**Chart 2**



**INTERPRETATION**

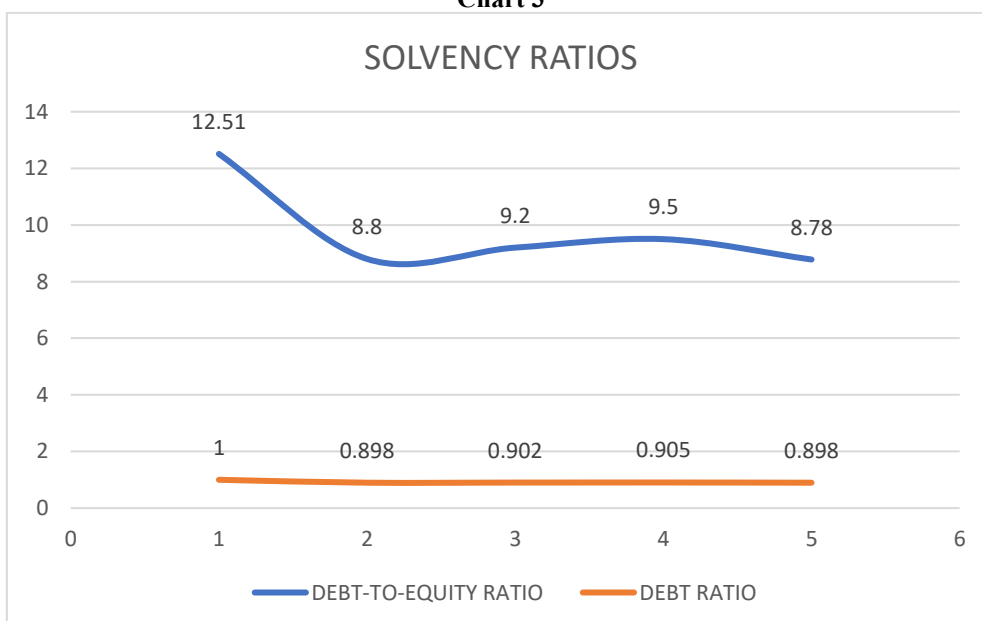
The financial data of Axis Bank from 2019 to 2024 shows a positive trend in profitability, with the Gross Profit Ratio peaking in 2022–2023, indicating improved revenue efficiency. The Net Profit Ratio significantly increased, especially in 2023–2024 (22.73%), reflecting strong bottom-line growth. However, fluctuations in the Operating Profit Ratio, particularly the sharp dip in 2022–2023 (3.86%), suggest operational cost challenges. Overall, Axis Bank shows financial resilience, with a strong recovery in net profitability.

**SOLVENCY RATIOS**

**Table 3**

YEAR	DEBT-TO-EQUITY RATIO	DEBT RATIO
2019-2020	12.51	1
2020-2021	8.8	0.898
2021-2022	9.2	0.902
2022-2023	9.5	0.905
2023-2024	8.78	0.898

**Chart 3**





## INTERPRETATION

In 2023–2024, the debt-to-equity ratio decreased from 12.51 in 2019–2020 to 8.78, indicating a better capital structure and less reliance on debt. The Debt Ratio, on the other hand, remained constant between 0.898 and 1, suggesting that the bank's debt levels were stable relative to its total assets. This consistency suggests that the bank has effectively handled its debt, preserving a low level of financial risk throughout time.

## FINDINGS

- While Axis Bank's quick ratio decreased over the course of five years, suggesting less immediate liquidity, the bank's current ratio remained steady at 1.11.
- The net profit ratio increased from 2.22% to 22.73%, indicating outstanding financial performance, indicating a significant improvement in profitability.
- Variability in the operating profit ratio suggested problems with cost control and operational effectiveness.
- The debt-to-equity ratio decreased from 12.51 to 8.78, indicating a better capital structure and less financial risk.
- Strategic initiatives include digital transformation, NPA reduction, and governance adjustments improved the bank's overall financial health.

## SUGGESTIONS

- Optimize short-term obligations or increase liquid assets to raise the quick ratio.
- To stabilize the operating profit margin, increase operational efficiency.
- To remain competitive, keep spending money on innovation and digital technology.
- Use cutting-edge technologies to improve credit risk monitoring and identify defaults early.
- To implement best practices in the sector and stay strategic, compare performance to that of leading banks.

## CONCLUSION

The examination of Axis Bank's financial analysis underscores the institution's robust financial performance and its ability to thrive in a competitive banking landscape. Essential metrics such as profitability, liquidity, and capital adequacy demonstrate steady enhancement over the past few years. The bank's strategic efforts, particularly in digital innovation and risk management, have played a significant role in fostering its stability and growth. In spite of encountering challenges such as market volatility and regulatory constraints, Axis Bank has preserved a strong financial foundation. In summary, the analysis indicates that Axis Bank is financially stable and strategically positioned for future growth and enduring sustainability.

## REFERENCES

1. Chakraborty, R. (2023). *Digital banking transformation and its impact on Indian private banks: A case study of Axis Bank*. *Journal of Financial Innovation*, 11(2), 88–95.
2. Kumar, A., & Singh, R. (2022). *Comparative efficiency analysis of selected private sector banks in India*. *Indian Journal of Finance and Banking*, 16(1), 22–29.
3. Mishra, P. (2021). *Solvency and capital adequacy in Indian banking: A sectoral analysis*. *South Asian Journal of Banking and Finance*, 9(3), 54–60.
4. Patel, D., & Mehta, K. (2018). *Profitability trends in Indian private banks post-demonetization*. *International Journal of Economics and Management Studies*, 6(6), 104–110.
5. Rao, K., & Reddy, S. (2020). *Liquidity management in Indian commercial banks: An empirical study*. *Journal of Banking and Financial Services*, 14(2), 33–41.
6. Sharma, R., & Gupta, M. (2019). *Financial performance analysis of private sector banks in India*. *International Journal of Research in Finance and Marketing*, 9(5), 122–130.